

How to find Size of the Ring?

How Do I Find My Ring Size at Home?

It's actually easier than it sounds! All you need to do is measure the circumference of your finger, and then compare it against our ring size guide below.

What Do I Need to Find My Ring Size in?

Just a flexible tape measure and a pen. If you don't have one, a piece of string and a ruler will work just fine.

How Do I Measure My Ring Size with a Measuring Tape?

Using a measuring tape (or piece of string, to be measured against a ruler later) is an accurate way to find your ring size in inches. Wrap the measuring tape around the base of your finger. You want the tape to feel snug, but not tight. Use a pen to mark the tape or cut the small piece of string. Then, simply measure the string, or see how many millimeters it took to wrap around your finger. Finally, simply reference our easy ring size chart to find your perfect ring size.

Note: The best time to try this is at the end of the day, when your fingers are likely to be at their largest.

What Should I Do if I'm in Between Ring Sizes?

If you are in between ring sizes, we recommend sizing up (the upward size) if you're between sizes and ordering the ring.

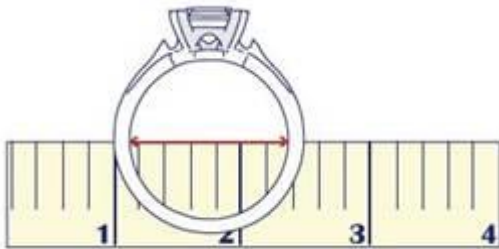
RING SIZE GUIDE

FIND YOUR RING SIZE

OPTION A: ALREADY HAVE A RING?

What you need : A measuring tape or a ruler and your favourite fitting ring.

STEP 1



Measure the internal diameter of a ring you already own.

STEP 2

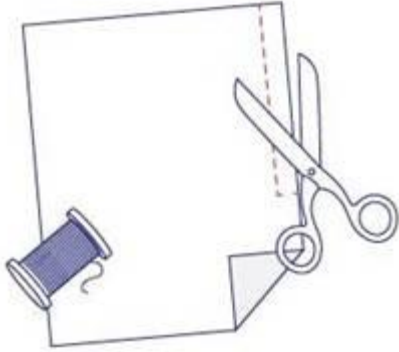


Match that measurement with the chart below to determine your size.

OPTION B: FIRST TIME PURCHASE

What you need: A measuring tape or a ruler, a pencil, a thread roll or a piece of paper and scissors

STEP 1



Cut a thin and long strip of paper (no more than 1 cm) wide or use a string

STEP 2



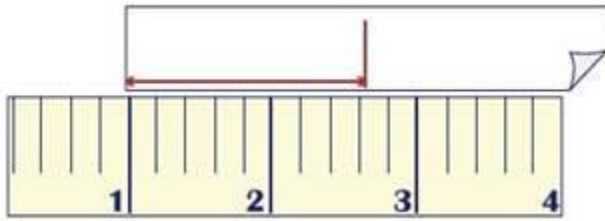
Wrap the paper or string around your finger just below the knuckle

STEP 3



Once it's snug use a pen to mark where the two ends meet

STEP 4



Flatten out the thin strip of paper and use a ruler to measure the distance from the end of the string or paper to the mark you made.

STEP 5

Match that measurement with the chart below to determine your size.

India	USA	Diameter (in cm)
7	4.25	1.48 cm
8	4.5	1.51 cm
9	4.75	1.54 cm
10	5.25	1.57 cm
11	5.75	1.61 cm
12	6	1.64 cm
13	6.5	1.67 cm
14	7	1.7 cm
15	7.25	1.74 cm

16	7.75	1.78 cm
17	8	1.81 cm
18	8.5	1.84 cm
19	8.75	1.87 cm
20	9.25	1.9 cm
21	9.5	1.93 cm
22	10	1.96 cm
23	10.25	1.99 cm
24	10.75	2.03 cm
25	11	2.06 cm
26	11.5	2.09 cm
31	13	2.26 cm

TIPS & FACTS

- Finger become smaller in colder temperatures, so never measure cold fingers.
- Measure fingers at the end of the day, when they are largest.
- Make sure you measure the largest part of the finger.
- Measure 3-4 times to avoid erroneous results.